



Corporate Data

*Sales-related figures are as of the end of the previous fiscal year.

Founded


1963 

Number of business locations

Domestic 9 locations 

Global 3 locations

Number of employees

approx. 584 members 

Domestic 404 Global 180

*Across the entire Toshin Development Group

Toshin Development Group's operating revenue, operating profit, and business profit trends (Total value)

(Unit: 100 million yen)

Year	Operating revenue	Operating profit	Business profit
2023	722	123	131
2024	681	132	148
2025	695	130	140

*The total of Operating Profit and Dividends from Non-consolidated Companies and equity in earnings of affiliates

Domestic/overseas business profit share



Global 37% Domestic 63%

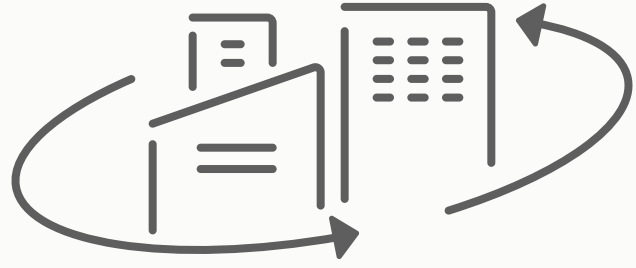
*Before allocation of head office expenses

Total assets

approx. 239.8 billion yen 

*Toshin Development Co., Ltd. (Standalone)

ROA

3.1% 

*Toshin Development Co., Ltd. (Standalone)
*ROA: Ordinary profit / total assets (average during the period)